



*Nothing else measures up!*

**Follow us!**



Prospect House  
George Cayley Drive  
Clifton Moor  
York  
England  
YO30 4XE

Tel: +44 (0) 1904 692723  
Fax: +44 (0) 1904 690385

E-Mail: [sales@yorksurvey.co.uk](mailto:sales@yorksurvey.co.uk)



## 4 Wheel Line Applicator



**Code: 19130**

## Operating Instructions



# 4 Wheel Line Marking Applicator

## Applicator Assembly Instructions

Code: 19130

4 Wheel 55-75mm\* & 100mm

To assemble the 4 wheel applicator the following parts are required:

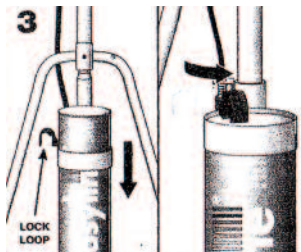
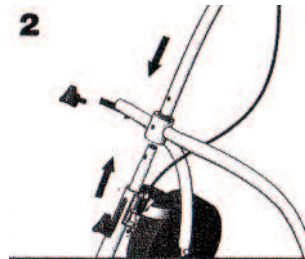
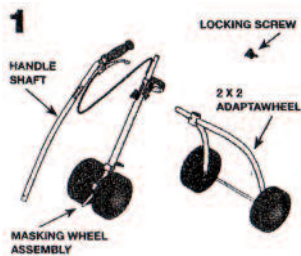
- Handle shaft
- Masking wheel assembly
- 2 x 2 adaptawheel
- Locking screw

2 Wheel 55-75mm\*

To assemble the 4 wheel applicator the following parts are required:

- Handle shaft
- Masking wheel assembly
- Locking screw

To spray the aerosol, locate the lock loop (fig. 3) over the can rim and squeeze trigger



\* Ensure applicator is set to 75mm before assembling



### Aerosol Paints

York Survey Supply Centre's **Paint-Mark** & **Temp-Mark** aerosol paints are available in several colours, and always in stock for next-day delivery. A hand-held applicator gun (code: 19010), for easier application in general use is available. Please call for details.

