



Nothing else measures up!

Follow us!



Prospect House
George Cayley Drive
Clifton Moor
York
England
YO30 4XE

Tel: +44 (0) 1904 692723
Fax: +44 (0) 1904 690385

E-Mail: sales@yorksurvey.co.uk



Silva Field Binoculars



Code: 36498

Operating Instructions

Silva Field Binoculars

10 x 25



HOW TO USE YOUR BINOCULAR


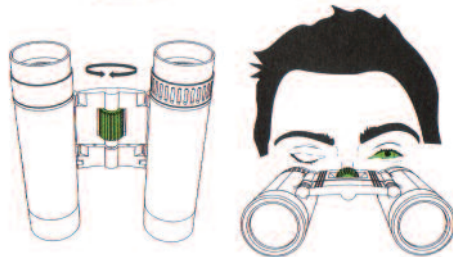
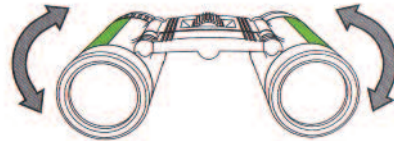

IPD ADJUSTMENT

Set the interpupillary distance by grasping the body and bending it until you can see one circle of view, if your binocular has an IPD scale, the setting for your eyes will be indicated on the IPD scale (Note the setting for later use).

FOCUSSING

Binoculars with adjustable focus

- Close your right eye and sight an object with your left eye. Focus the binocular by rotating the centre focus wheel until the image is sharp and clear.
- Open your right eye and close your left eye. Rotate the right eyepiece until the object sighted is sharp and clear. (Note the setting of the diopter scale for later use.)
- Both sides (eyes) are now in focus and you will need to use only the centre focus wheel to focus on other objects.



Individual focus (autofocus) binoculars

If your binocular is an individual focus model, adjust each eyepiece separately by closing the other eye and remember the eyepiece setting for your eyes. The individual focus binocular has no focussing mechanism, your binocular is permanently in focus at all distances from a minimum focus point to infinity. Just lift the binocular to your eyes and enjoy the view.

ZOOM BINOCULARS

If your binocular has a manual zoom feature, move the zoom lever to increase or decrease the the power. (Note: focussing should be done at the highest magnification.)

RUBBER FOLD-DOWN EYECUPS

Fold down for use with eyeglasses and fold up for use without eyeglasses. They provide comfort and promote viewing ease.

TRIPOD ADAPTOR FITTING

Some models of binoculars feature a built-in tripod adaptor fitting. On these models, a knurled cap-screw is located at the base of the binocular hinge.

HOW TO CARE FOR YOUR BINOCULAR

- Keep the lens covers (that come with most binoculars) on the lenses when the binocular is not in use.
- When wiping the lenses, use the lens cloth that comes with the binocular, or a soft, lintless cloth.
- To remove any remaining dirt or smudges, add one or two drops of isopropyl alcohol to the cloth.
- Store your binocular in a moisture free area.

VERY IMPORTANT

Never attempt to clean your binocular internally or take it apart.

CAUTION: Viewing the sun can cause permanent eye damage. Do not view the sun with this product or even with the naked eye.

SILVA