

telefix

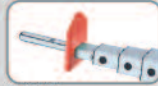
ACCESSORIES

CE certification concerns only the telescopic instrument. The accessories applied on the extremity of the gauge doesn't guarantee the validity of CE certification, except for the cases indicates herebelow.

Art. 46240
Couple of tips 50mm long, round shaped Ø 10 mm.

Attention: if this accessory is applied by the user at not by the fabric, it's necessary to add 50mm to the measure indicated by the reading window for each end tip applied at the extremity of the telescopic gauge.

CE III				
CERTIFICATION VALIDITY WITH ACCESSORIES				
Art.	APPLIED BY THE USER		APPLIED BY THE FABRIC	
	YES	NO	YES	NO
Art. 46240				
Art. 46242				
Art. 46244				
Art. 46246				



Art. 46240



For measuring inside the grooves

Art. 46242
Couples of sharp end tips 50mm long for diagonals.

Attention: if this accessory is applied by the user at not by the fabric, it's necessary to add 50mm to the measure indicated by the reading window for each end tip applied at the extremity of the telescopic gauge.

Art. 46244
Rotating adapter for geodesy 5/8" with lock.

Art. 46246
Aluminium adapter for mires.



Art. 46242



For measuring inside the grooves




Art. 46244



Art. 46246

YORK Survey Supply

Telefix Measuring Rods



Code: 46213 - 46220

Operating Instructions

YORK
Survey Supply

Prospect House, George Cayley Drive, Clifton Moor, York, England YO30 4XE

Tel: +44 (0) 1904 692723 Fax: +44 (0) 1904 690385
E-Mail: sales@yorksurvey.co.uk www.yorksurvey.co.uk

Follow us!
York Survey Supply Centre
@York_Survey
@York_Survey

METRICA telefix

USER'S MANUAL:

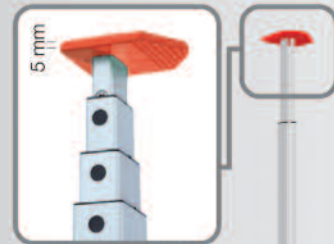
Telescopic measuring gauge for inside/outside measurements. Direct reading on the graduated tape. The measuring device is positioned on the top side of the gauge for an easy reading. Waterproof base sheath (Pat. Pending). Self-locking of every pole when completely out. Vertical and horizontal vial for a correct position of the gauge during the measure. Protection bag with transport handle.



cod.	L	cm	mm
46213	3m	66 - 300	mm
46214	4m	83 - 400	mm
46215	5m	99 - 500	mm
46216	6m	116 - 600	mm
46218	8m	135 - 800	mm
46220	10m	163 - 1000	mm

CAUTION!

- TELESCOPIC POLES MUST BE INSERTED SLOWLY TO AVOID DAMAGING THE TAPE
- RAIN CAN DAMAGE THE OPERATION OF THE INSTRUMENT



End cap 5mm thick for inside and outside measures.



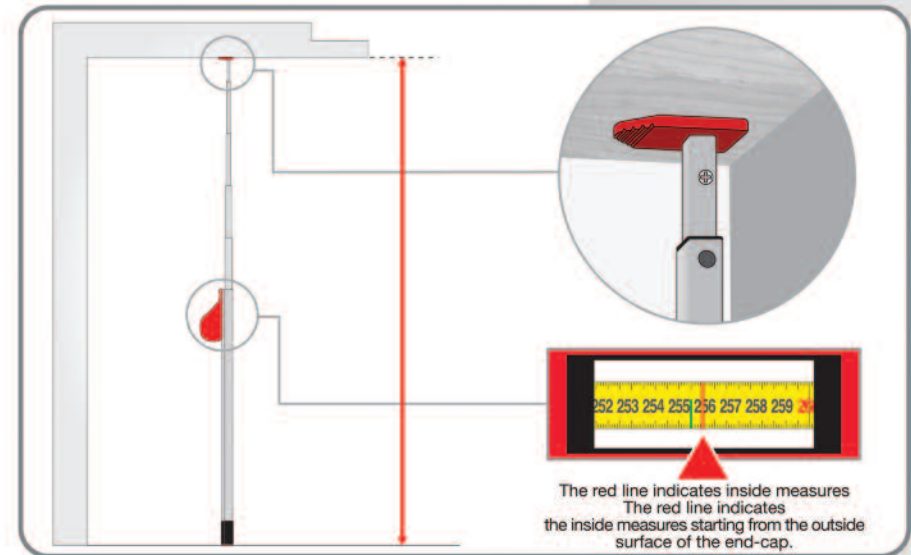
Ergonomic shape . Reading window with 2 vials incorporated.



The waterproof base sheath (pat. Pending) allows to work also on wet or sandy floor.



INSIDE MEASURE



OUTSIDE MEASURE

